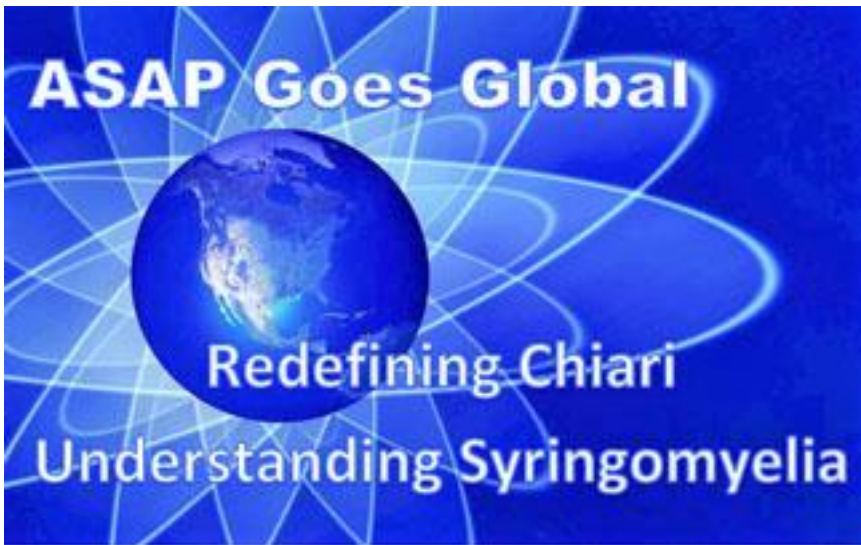


ASAP Chiari & Syringomyelia Conference XXIX



Speaker Biographies



is pleased to recognize
American Syringomyelia & Chiari Alliance Project
on the occasion of its conference,
providing vital research, education and hope to
those who cope with these disorders.

**On Behalf of The Board of Directors,
Administration and Medical Staff**

Welcome from the ASAP CEO



Patrice Schaublin

As I sit down to write these words, I do so with a full heart. Each year as conference draws near, I am distracted by the many details and tasks that still need to be completed. If I start to think about it, it could easily overwhelm me. I have participated in and attended many of the ASAP conferences. As each conference comes to a close, planning for the next one begins, and we start all over. New committee, new city, new hotel, new negotiations, new personalities, etc. Sometimes in the endeavor to organize an event like this, there is conflict and frustration, but ultimately, our team finds common ground and delivers something very special to our community. This conference has been a source of information and hope to thousands over the last 28 years and we hope to continue this legacy with ASAP Conference XXIX. We couldn't accomplish this without the many hours dedicated by our volunteer committee and staff. I am proud and humbled to be one of these volunteers. They are an amazing group, possessing different skill sets and offering freely of their talents to bring you this conference. I thank them for their dedication and service.

The truly unsung heroes of this effort are the organizing hosts and the presenters that assemble. Each year, we have a different host in a different city. This year, with deep and sincere appreciation I would like to thank Dr. Paolo Bolognese, Dr. Roger Kula and the amazing team of doctors and presenters volunteering at this years' conference. Over 70 speakers, representing 4 continents and many different US states, have committed their time and expertise, at substantial personal expense. Without this exemplary group of professionals, traveling great distances, giving freely of themselves and their resources, this conference would not be possible. Because of their effort, our community will find new answers, new questions, and hope that through people and events such as this, maybe one day we will all reap the benefits of their efforts. If you have a minute, stop one of these individuals, ask them a question, shake their hands and thank them for their selfless service. My personal thank you may be woefully inadequate, but perhaps our collective thank you will give them a small taste of how we truly appreciate the monumental effort undertaken to be with us.

On behalf of ASAP and our entire community to everyone contained herein, and others who have served us in the past I would like to express my undying gratitude for your service and dedication to our mission, to improve the lives of persons affected by syringomyelia, Chiari malformation and related disorders while we find the cure.

My deepest most heartfelt thanks to each of you.

XXIX Conference Speakers

Richard Anderson, MD, FACS, FAAP



New York, New York

Dr. Anderson is one of the leading pediatric neurosurgeons in the Tri-State region. As Associate Professor of Neurological Surgery at Columbia, he specializes in the surgical treatment of pediatric brain and spinal tumors, complex spinal disorders (including tethered spinal cords, scoliosis, and instability), spasticity, craniosynostosis, Chiari I malformation, vascular disorders (including arteriovenous malformations, cavernous malformations, and moyamoya disease), hydrocephalus, and general pediatric neurosurgery. Dr. Anderson extensively tests and utilizes the latest proven techniques in pediatric neurosurgery, including computer-guided surgical navigation, minimally invasive endoscopy, and microsurgery.

<http://www.columbianeurosurgery.org/doctors/richard-c-e-anderson/>

Marat Avshalumov, PhD

Lake Success, New York



Dr. Avshalumov is a neurophysiologist specializing in the intraoperative monitoring of spinal cord and brain function during complicated surgical procedures. Intraoperative neurophysiological monitoring assists in protecting the brain and spinal cord by providing real time feedback regarding the status of the nervous system. He received his doctorate in neuroscience from the Rostov State University in Russia, completed several years of postdoctoral training in neurophysiology in NYU School of Medicine, where he became a Research Assistant Professor. An active researcher, he has conducted research studies related to Parkinson's disease. These studies resulted in numerous publications in peer-reviewed scientific journals, including Proceedings of the National Academy of Sciences, and The Journal of Neuroscience. Dr. Avshalumov is co-investigator on the NIH funded project focusing on the role of potassium channels in regulation of physiological properties of dopaminergic neurons. He is a member of the American Society of Neurophysiologic Monitoring and the Society for Neuroscience.

<https://nspc.com/physician/marat-avshalumov/>

Ulrich Batzdorf, MD



Los Angeles, California

Dr. Batzdorf is a Professor of Neurosurgery at UCLA School of Medicine. His interest in syringomyelia dates back to 1979, when he first became involved in the care of a patient with the condition. It has remained a major focus of his clinical and academic activity, with numerous publications, including *Syringomyelia: Current Concepts in Diagnosis and Treatment* published in 1991. Ten years later along with doctors Tamaki and Nagashima of Japan *Syringomyelia, Current Concepts in Pathogenesis and Management* was published. Dr. Batzdorf's primary clinical and research focus is on the treatment of Chiari malformation and syringomyelia and spinal cord tumors. He is a coveted speaker on the disorders at medical conferences around the world.

<https://www.uclahealth.org/ulrich-batzdorf>

Ghassan Bejjani, MD



Pittsburgh, Pennsylvania

Dr. Bejjani graduated from the St Joseph's University Faculty of Medicine, Beirut, Lebanon in 1991. He works in Pittsburgh, PA and specializes in Neurological Surgery. Dr. Bejjani is affiliated with UPMC Shadyside and UPMC St Margaret. A man of tremendous energy and enthusiasm, Dr. Bejjani has seen numerous Chiari patients and his current research interests include why Chiari surgeries fail and the relationship between Chiari and intracranial hypertension.

<http://findadoc.upmc.com/PhysicianBioQuery.aspx?EPCDDID=1399>

Paolo Bolognese, MD



Lake Success, New York

A native of Torino, Italy, Dr Bolognese graduated *magna cum laude* from the Medical School of the University of Turin. He completed his neurosurgical training at the same university under the guidance of Professor Victor A. Fasano, an international leader in the field of high-tech applied to neurosurgery. During this time, Dr. Bolognese became a leading worldwide expert in the field of laser Doppler flowmetry applied to neurosurgery and a top European figure in the field of neurosurgical intraoperative ultrasound. In 2001, Dr. Bolognese joined Dr. Thomas Milhorat at the Department of Neurosurgery at North Shore University Hospital and Long Island Jewish Medical Center. Along with Dr. Milhorat, he co-founded The Chiari Institute, where he served as Associate Director. In 2014, he started the Chiari Neurosurgical Center, where he moved his hospital activity to South Nassau Communities Hospital and was joined by Dr. Roger W. Kula.

www.chiarinisc.com

Andrew Brodbelt, BSc(HONS), MBChB, FRCSEd, PhD



Liverpool, United Kingdom

Dr. Brodbelt is a Consultant Neurosurgeon, Divisional Clinical Director, and Honorary Senior Lecturer at the Walton Centre NHS Foundation Trust and The University of Liverpool in Liverpool, UK. His PhD with Prof Stoodley in Sydney, Australia, entitled 'Investigations in post-traumatic syringomyelia', examined fluid flow in an animal model, and suggested that fluid passes along the perivascular space into a syrinx. He has continued a partnership with a dynamic group of biomedical engineers under Novak Elliott, modeling syringomyelia propagation, examining 'Slosh', and the evolutionary advantage of syrinx formation. Andrew is married with three children and finds that managing patients with Chiari and syringomyelia can be challenging, and he sometimes thinks that the more he knows about these conditions, the less he understands.

<https://www.thewaltoncentre.nhs.uk/Consultant/68/mr-a-brodbelt.html>

Marco Castori, MD, PhD



Rome, Italy

Marco Castori (MD) obtained his PhD degree with a clinical research project on phenotype variability in Ehlers-Danlos syndromes at the Division of Medical Genetics of the San Camillo-Forlanini Hospital in Rome. He is the Laboratory and Clinical Head of the Division of Medical Genetics at the IRCCS Casa Sollievo della Sofferenza Hospital in San Giovanni Rotondo (Foggia, Italy). Dr. Castori's fields of interest include hereditary connective tissue and skin disorders, foetal pathology, clinical dysmorphology and intellectual disability. Ehlers-Danlos syndromes is his leading research topic. He is (co)author of more than one hundred and thirty publications in international peer-reviewed journals and of fourteen chapters in edited books. He is member of the advisory board of several Italian patients' associations.

<http://www.chiarinsc.com/Dr.Castori.php>

Palma Ciaramitaro, MD



Torino, Italy

Since 2008, Dr. Ciaramitaro has coordinated the Chiari Interregional Consortium and since 2010 is the Referent for the Interregional Center of Expertise for Syringomyelia and Chiari Syndrome-CRESSC (www.cressc.org), the first Italian Multidisciplinary Center for the management, diagnosis, therapy and follow-up of syringomyelia and Chiari Syndrome. The Center is set on an interdisciplinary model for the diagnosis and care of patients affected by Syringomyelia and Chiari Malformation. She is a member of Italian Neurological Society, Italian Clinical Neurophysiology Society, Italian Neuropsychology Society, Peripheral Nerve Society, and has authored 90 publications including 50 papers on Journals listed on Current Contents and chapters on neurological books.

http://www.orpha.net/consor/cgi-bin/Directory_Professionals.php?lng=EN&data_id=35707&MISSING%20CONTENT=Dr-Palma-CIARAMITARO&title=Dr-Palma-CIARAMITARO&search=Directory_Professionals_Simple

Brian Dlouhy, MD



Iowa City, Iowa

Dr. Dlouhy is a pediatric and adult neurosurgeon at the University of Iowa Hospitals & Clinics and University of Iowa Children's Hospital in Iowa City, Iowa. He completed his neurosurgery residency at the University of Iowa working extensively under Dr. Arnold Menezes. He now works side by side with Dr. Arnold Menezes treating all disorders of the craniovertebral junction (CVJ) in children and adults. He also has an active research program studying the pathophysiology of Chiari I malformation and other conditions of the CVJ.

<http://www.briandlouhy.com/>

Robert Duarte, MD



Great Neck, New York

Dr. Duarte joined the North Shore-LIJ Health System in 1991 and is Director of the Pain Center and Assistant Professor of Neurology at Hofstra North Shore-LIJ School of Medicine. Dr. Duarte is board certified in neurology, pain medicine and headache medicine and is also a certified acupuncturist. His clinical interests also include traumatic brain injury and concussion. He attended Ponce School of Medicine and completed his residency in neurology at Nassau University Medical Center. Post residency Dr. Duarte completed a fellowship in pain/headache management at Long Island Jewish Medical Center.

Dr. Duarte is President Elect of the New York State Pain Society and a member of the American Headache Society and American Academy of Neurology. He also sits on the Admissions Committee for Hofstra North Shore-LIJ School of Medicine and is board member of the College of Health Professions in Syosset, NY. He has written multiple chapters on pain, headache, complementary medicine and traumatic brain injury. He lectures extensively and continues to participate in multiple research projects on pain and headache.

<https://www.northwell.edu/find-care/find-a-doctor/neurology/dr-robert-alfonso-duarte-md-11314391>

Neil Feldstein, MD, FACS



New York, New York

Dr. Feldstein has been the Director of the Division of Pediatric Neurological Surgery since his arrival at Columbia MC in 1994. Under his directorship, the division has grown to cover all aspects of pediatric neurological surgery. He is also the Director of the Adult and Pediatric Chiari Malformation Center at Columbia Neurosurgery. Among his interests and expertise is a national reputation in the management of pediatric and adult Chiari malformations and spinal dysraphism. Dr. Feldstein is known for his pioneering work in Chiari malformation surgery in both pediatric and adult populations. In an effort to decrease operative time and morbidity as well as hospital stay, he has begun to utilize endoscopic assistance to perform common procedures through smaller incisions. This is currently seen in the management of craniosynostosis, Chiari malformations and in certain forms of hydrocephalus. Dr. Feldstein's practice is based at the Morgan Stanley Children's Hospital of New York.

<http://www.columbianeurosurgery.org/doctors/neil-a-feldstein/>

Graham Flint, MD



Birmingham, United Kingdom

Dr. Flint is a neurosurgeon practicing in Birmingham, UK. Some 21 years ago, following the untimely death of Bernard Williams, he inherited the Birmingham syringomyelia/Chiari practice. He went on to organize the international symposium "Syringomyelia 2007", held in Rugby, UK. Subsequently, he co-edited the monograph "Syringomyelia, a disorder of CSF circulation", published in 2014. He works closely with the Ann Conroy Trust, a UK-based charity that provides support for people living with syringomyelia/Chiari, promotes research into these conditions and provides educational material for both patients and health-care professionals.

<https://www.uhb.nhs.uk/consultant-directory.htm?cat=Neurosurgery>

Clair Francomano, MD



Towson, Maryland

Dr. Clair Francomano heads the adult genetics program at the Harvey Institute of Human Genetics. Dr. Francomano received her undergraduate degree at Yale University and her medical degree from The Johns Hopkins University School of Medicine. She trained in internal medicine and medical genetics at Johns Hopkins and joined the full-time Hopkins faculty in 1984. She joined GBMC's Harvey Institute of Human Genetics in 2005. Dr. Francomano is an Associate Professor of Medicine at Johns Hopkins University School of Medicine. She has held positions as Clinical Director and Chief of the Medical Genetics Branch at the National Human Genome Research Institute, National Institutes of Health and Chief of the Human Genetics and Integrative Medicine Section in the Laboratory of Genetics, National Institute on Aging.

<http://www.gbmc.org/body.cfm?id=38&action=detail&ref=542>

Timothy M George, MD



Austin, Texas

Dr. George is Professor of Surgery/Neurosurgery, Pediatrics, and Neurology at the Dell Medical School at the University of Texas, Austin and serves as the Director of Pediatric Neurosurgery at Dell Children's Medical Center. In addition, Dr. George is an adjunct professor in the Department of Molecular Biosciences in the College of Natural Sciences at The University of Texas at Austin. He has particular expertise in congenital birth defects of the nervous system, genomics of Chiari Malformations and brain tumors. He is board certified by the American Board of Neurological Surgery and the American Board of Pediatric Neurological Surgery, along with being a fellow of the American College of Surgeons and the American Academy of Pediatrics. He is a leader and member of numerous medical and scientific societies and organizations. Dr. George has over 150 publications in the medical literature. He serves as Editor-In-Chief of the journal *PEDIATRIC NEUROSURGERY*, while additionally serving on the editorial boards of numerous prestigious scientific and clinical journals.

<https://www.dellchildrens.net/pss/providers/bio/timothy-george>

Sabrina Giglio, MD, PhD



Florence, Italy

Dr. Giglio has a degree in Medicine from the University of Sassari, a Specialization in Medical Genetics and a PhD in Human Pathology from the University of Pavia. In 2004 Professor Giglio moved to Florence as Genetics Counselor in Medical Genetics and was responsible for Medical Genetics Laboratory, and since 2011 Chief of Medical Genetics Unit at Meyer Children's Hospital. In addition to her work at the hospital, she is Associate Professor in Medical Genetics and director of the School of Specialization in Medical Genetics, University of Florence.

Mado Gilanton



Paris, France

Ms. Gilanton has been the president of the association APAISER since 2015 - Association of patients to help, inform, and support studies and research for Chiari and syringomyelia. She is a member of the governance of the Reference Centre Chiari, Syringomyelia, Malformations, spinal and spinal cord of the CHU Kremlin Bicêtre (PARIS-France), the governance of the sector disease rare NeuroShinx of the CHU NECKER Children Sick - Paris, the Alliance for rare diseases (France) and Eurordis (EUROPE). Suffering from Syringomyelia with a Chiari malformation, operated in 2013.

Atul Goel, MD



India

Professor and Head: Department of Neurosurgery, King Edward Memorial Hospital and Seth G.S. Medical College, Parel, Mumbai, India, 1998 – Present.

Neurosurgeon: TATA Memorial Hospital and Cancer Research Institute, 1999 – Present. *Consultant Neurosurgeon:* Lilavati hospital and research centre, December 2004- Present

Publication Summary:

- Kobayashi S, Goel A, Hongo K. Neurosurgery of Complex Tumors and Vascular Lesions. Churchill Livingstone, New York/London, 1997. ISBN 044-3078-70X.
- Goel A, Cacciola F: The Craniovertebral Junction: Diagnosis, Pathology, Surgical Techniques. 2011, Georg Thieme Verlag, Stuttgart, Germany. ISBN 978-3-13-149071-1

Five hundred sixty publications in peer reviewed journals, one hundred fifty original and personal surgical techniques published in various international journals.

David Goldstein, MD, PhD

Bethesda, Maryland



Dr. Goldstein graduated from Yale College and received an M.D.-Ph.D. in Behavioral Sciences from Johns Hopkins. After medical internship and residency at the University of Washington, he became a Clinical Associate in the NIH/NHLBI, obtaining tenure as a Senior Investigator in 1984. He joined the NINDS in 1990 to head the Clinical Neurochemistry Section and founded and directs the Clinical Neurocardiology Section. He has received Yale's Angier Prize for Research in Psychology, the Laufberger Medal of the Czech Academy of Sciences, 2 NIH Merit Awards, the Founders Award of the Bakken Heart-Brain Institute, and the NIH Distinguished Clinical Teacher Award. He is author of more than 450 research articles and several books, including the "NDRF Handbook for Patients with Dysautonomias," "Stress, Catecholamines, and Cardiovascular Disease," and "The Autonomic Nervous System in Health and Disease".

<https://irp.nih.gov/pi/david-goldstein>

Rodney Grahame, CBE, MD, FRCP, FACP, FRSA

United Kingdom



Professor Rodney Grahame has been in medical practice for 60 years. He graduated from the London Hospital Medical College (University of London) in 1965. After completing his internships he served in the Royal Army Medical Corps and spent the next five years as a family doctor in London. In 1965, he switched back to hospital medicine and trained to become a rheumatologist at the Hammersmith Hospital. He was a consultant rheumatologist at Guy's Hospital between 1969 and 1997 and later at University College Hospital from 1997-2013. Between 2004 and 2010 he served as Honorary Pediatric Rheumatologist to the Great Ormond Street Children's Hospital. Since the 1970s he has developed a special interest in the heritable disorders of connective tissue and founded hypermobility clinics in all three hospitals.

<https://ehlers-danlos.com/rodney-grahame/>

Gerald Grant, MD

Stanford, California



Dr. Grant, Chief of Pediatric Neurosurgery at Stanford Children's Health and Lucile Packard Children's Hospital Stanford, is a former lieutenant colonel in the U.S. Air Force. He graduated magna cum laude with a B.S. degree in Neurosciences from Duke University then completed his medical education at Stanford. He completed residency at the University of Washington in 2001 and Fellowship in Pediatric Neurosurgery at Seattle Children's Hospital in 2002. He has a specialized clinical interest in pediatric brain tumors, epilepsy, and trauma.

<https://stanfordhealthcare.org/doctors/g/gerald-grant.html>

Dan Heffez, MD



Milwaukee, Wisconsin

Dr. Heffez attended medical school at McGill University in Montreal Canada. He received his neurosurgical training at The Johns Hopkins University and Hospital supplemented by fellowships at the NIH and the Toronto Childrens Hospital. He served as an assistant professor of Neurosurgery at the Johns Hopkins Hospital from 1986 until 1990, then assumed the position of director of cerebrovascular surgery at the Chicago Institute of Neurosurgery and at Rush University where he served as associate professor of Neurosurgery. Dr. Heffez entered the private practice of neurosurgery in 2004 and joined the Milwaukee Institute of Neurosurgery. In 2008, he opened the Wisconsin Chiari Center in partnership with Columbia St Mary's Hospital to further his longstanding interest in the diagnosis and treatment of Chiari I malformation

<http://www.wichiaricenter.org/oth/Page.asp?PageID=OTH101175>

Ian Heger, PhD



Augusta, Georgia

Ian M. Heger is a board-certified pediatric neurosurgeon joining Georgia Health Sciences with a vast amount of experience in clinical practice and academia. Dr. Heger earned his doctor of medicine and served as a resident of neurosurgery at SUNY Downstate Medical Center in Brooklyn, NY. He completed his fellowship in pediatric neurosurgery at the Children's Hospital of Philadelphia at the University of Pennsylvania. Dr. Heger was named as part of America's Top Surgeons in 2008, 2009 and 2012 and "Super Doctor" South Florida edition in 2008 and 2009. He serves on several prestigious healthcare committees and is a fellow of the American Association of Neurological Surgeons, American College of Surgeons and American Academy of Pediatrics.

<http://www.augustahealth.org/find-a-doctor/find-a-doctor?id=1083>

John D Heiss, MD



Bethesda, Maryland

Dr. Heiss is the Chair of the Surgical Neurology Branch and Program Director of the Neurological Surgery Residency Training Program in the National Institute of Neurological Disorders and Stroke (NINDS), National Institutes of Health in Bethesda, Maryland. He is actively involved in clinical research to improve the treatment of Chiari I malformation, and syringomyelia. He is board certified in neurological surgery and is expert in the supervision and conduct of clinical trials for CNS disorders. He is Vice-Chair of the Combined Neurosciences Institutional Review Board at the National Institutes of Health and has served on numerous grant review panels. Dr. Heiss received both his B.S. in Biomedical Sciences and his M.D. degree from the University of Michigan. He completed his surgical internship and his residency in neurosurgery at the University of Cincinnati College of Medicine.

<https://www.nih.gov/>

Fraser Henderson, MD



Bethesda, Maryland

Dr. Henderson entered private practice in Bethesda, Maryland, as Director of Neurosurgery at Doctors Hospital and Director of the Chiari Center of Excellence, where he is focused on the development of the understanding and treatment of deformity induced injury to the brainstem and spinal cord in Chiari Malformation and Ehlers Danlos Syndrome. He is inventor of 11 devices and concepts relating to disorders of the brainstem and spinal cord, and has published over 50 peer reviewed articles and book chapters, and given over 120 invited lectures with a focus on craniocervical disorders, Chiari malformation, cancer, radiosurgery and unusual problems of the spine.

<http://metropolitanneurosurgery.org/practice/henderson.html>

Bermans Iskandar, MD



Madison, Wisconsin

Dr. Iskandar is Professor of Neurosurgery and Pediatrics, and Director of the Pediatric Neurosurgery program at the University of Wisconsin Hospital and Clinics. His areas of clinical expertise include Chiari malformation and syringomyelia, spina bifida occulta, brachial plexus reconstruction, and endoscopic surgery for tumors and congenital brain anomalies. His contributions to research includes the introduction of novel imaging techniques aimed at minimizing the radiation exposure of children with hydrocephalus, and analysis of craniocervical CSF flow in children with Chiari malformation and Syringomyelia. Dr. Iskandar has committed a large portion of his time to run a translational research laboratory, in which he studies ways to repair the central nervous system (brain and spinal cord) after injury. This has significant impact on patients with Chiari and syringomyelia, who suffer from motor and sensory dysfunction as well as pain. In his studies, Dr. Iskandar's group has uncovered a crucial link between the folate pathway, epigenetics, and CNS repair. At ASAP 2017, he will be presenting a review of epigenetics and its role in nervous system diseases.

<http://www.uwhealth.org/findadoctor/profile/bermans-j-iskandar-md/6392>

Robert Keating, MD



Washington, DC

Dr. Keating is Chief of Neurosurgery at Children's National Medical Center, A world-renowned pediatric neurosurgeon, he is called upon by peers around the world to consult on best practices. He recently served on the pediatric neurosurgery peer advisory committee to US News & World Report regarding its "Best Hospitals" ranking. Washington Magazine has named him as Top Doctor in 1999, 2002, 2005 and 2008. He is the author of numerous research papers and abstracts. Dr. Keating's areas of expertise include brain tumors, traumatic brain injuries, craniofacial anomalies, Chiari malformations, and spinal dysraphism, including spina bifida and tethered cord. Dr. Keating is a professor of Neurosurgery and Pediatrics at George Washington University, School of Medicine and current Chair of ASAP's Medical Advisory Board.

<https://childrensnational.org/choose-childrens/find-a-provider/robert-keating>

Jorg Klekamp, MD



Germany

Dr. Jörg Klekamp received his neurosurgical training at Nordstadt Hospital, Hannover, Germany, under supervision of Madjid Samii. Since 1991, he has continuously undertaken clinical and experimental studies on syringomyelia and other spinal cord pathologies with collaborations with Ulrich Batzdorf at the Department of Neurosurgery at UCLA, California, in 1992 and 1995. He received the Wilhelm-Tönnis-Award of the German Neurosurgical Society in 1995 for his work. He became a certified neurosurgeon in 1994, Associate Professor of Neurosurgery at the Hannover Medical School, Germany, in 2002 and is working at the Christliche Krankenhaus Quakenbrück, Germany, since 2004.

<http://www.ckq-gmbh.de/fachgebietekliniken/chirurgische-klinik/wirbelsaeulenzentrum-und-neurochirurgie/prof-dr-med-j-klekamp.html>

Petra Klinge, MD, PhD



Providence, Rhode Island

Dr. Klinge is Associate Professor of Neurosurgery at The Warren Alpert Medical School of Brown University. Dr. Klinge is an internationally renowned clinician for the diagnosis and neurosurgical treatment of patients with hydrocephalus and Alzheimer's disease. Pediatric hydrocephalus disorders also comprise another large part of her clinical practice. From her clinical work at the International Neuroscience Institute in Hannover, she has developed outstanding expertise in the diagnosis and management of the most difficult and rare diseases of the nervous system and the spine. In addition to complex adult and pediatric hydrocephalus, her practice also includes patients with associated developmental cerebrospinal fluid disorders, such as spina bifida, tethered cord syndrome, and Chiari malformation as well as both benign and malignant tumors of the brain and skull based surgery.

<http://www.brownneurosurgery.com/our-doctors/petra-klinge.asp>

Izumi Koyanagi, MD



Sapporo, Japan

Dr. Koyanagi graduated from Hokkaido University School of Medicine, Sapporo, Japan in 1981. He underwent Neurosurgical Residency program of Hokkaido University and obtained Board of Japan Neurosurgical Society in 1987. From 1991 to 1993, he worked as a Research Fellow at Division of Neurosurgery, University of Toronto, Canada under supervision of Dr. Charles H. Tator. After coming back to Sapporo in 1993, Dr. Koyanagi has been working in Departments of Neurosurgery, Hokkaido University, Hokkaido Neurosurgical Memorial Hospital, and Sapporo Medical University. From 2015, He is a Director of Hokkaido Neurosurgical Memorial Hospital. His clinical and academic interests are spine and spinal cord disorders, especially, spinal cord injury, syringomyelia, spinal cord tumors and spina bifida associated disorders.

Roger W. Kula, MD FAAN



Lake Success, New York

Dr. Kula is recognized as a Fellow in the American Academy of Neurology, and has been distinguished among his peers by Castle Connolly Medical Ltd. for more than fifteen years as one of America's Top Doctors. After completing medical school in 1970 at The Johns Hopkins University School of Medicine in Baltimore, MD, he came to New York to begin his internal medicine training at The New York Hospital – Cornell University. His neurology training began at the H.C. Moffitt Hospital, University of California San Francisco, where his exposure to the influence of then Chairman Robert A. Fishman, M.D. first stimulated his interest in spinal fluid physiology. He completed his formal residency training at the Medical Neurology Branch of the National Institute of Neurological Diseases and Stroke, Bethesda, MD in 1975, where he continued training in neuromuscular diseases under the mentorship of W. King Engel, M.D. His interest in Chiari malformation and syringomyelia was kindled in the mid-90's by his association with Dr. Thomas Milhorat and continued with his work with Dr. Paolo Bolognese in the development of The Chiari Institute and later with Dr. Harold Rekte. He joined Dr. Bolognese at the Chiari Neurosurgical Center at NSPC in 2016.

Jorge Lazareff, MD



Los Angeles, California

Dr. Lazareff served as the Director of Pediatric Neurosurgery at UCLA until becoming Professor Emeritus of Neurosurgery in June 2013. He has authored 69 peer reviewed papers and a text book on neural tube defects. In 2004, he was awarded the Geri and Richard Brawerman Chair in Pediatric Neurosurgery.

Dr Lazareff has been actively involved in improving the care of children with congenital diseases of the central nervous system in Nicaragua, Guatemala, Romania, and the People's Republic of China. He is currently the director of International Medical Initiatives at the UCLA Center for World Health. At the Center, Dr. Lazareff has developed a program focused on strengthening the education of the medical students in low- and middle-income countries.

<https://www.uclahealth.org/jorge-lazareff>

Yong Liu, MD



Beijing, China

Professor Yong Liu is the founding father of the first Syringomyelia Department in China. Ever since 2001, Prof. Liu has been devoted to the study, research and treatment of syringomyelia, Chiari malformation, and CVJ spine & spinal cord diseases. He has operated on over 5,800 patients throughout

his career, and invented the MIST technique. For the last four years, he has worked on customized 3D printing fusion hardware devices, and performed the first 3D-printing tailored titanium plate lock fixation via transoral approach. In 2016, Prof. Liu and his team launched the Chiari & Syringomyelia Medical Research Institute, which manages a clinical database comprising over 15,000 cases, in hope of providing a platform for a better international communication and cooperation in this field. He is now the chief of Syringomyelia Department in Tsinghua University Yuquan Hospital.

Kenneth Liu, MD, FAANS, FACS



Charlottesville, Virginia

Kenneth Liu is currently the Director of Neurovascular Surgery at the University of Virginia, as well as Co-Director of the UVA Stroke Center. He is an Associate Professor of Neurosurgery and Radiology. He specializes in both the open and endovascular treatment of neurovascular diseases and is considered one of the leaders in the field of intracranial venous stenting.

<https://uvahealth.com/findadoctor/profile/kenneth-c-liu>

Yongli Lou, MD



Beijing, China

Dr. Yongli Lou is the chief of Syringomyelia Department in Zhengzhou, China. He specializes in the study, research and clinical treatment of syringomyelia, tethered cord syndrome and CVJ malformations. He is very well experienced in clinical treatment and rehabilitation of Chiari malformation, basilar invagination, atlantoaxial dislocation, spinal tumors, spina bifida, spinal arachnoid adhesion and neuropathic pain. As a disciple of Prof. Liu, Dr. Lou is the chief of Syringomyelia Department of Zhengzhong Central Hospital, corresponding to the institute in Beijing.

Tina Loven, MD



Springfield Missouri

Dr. Loven joined Mercy Clinic Neurosurgery in 2016, with a focus on pediatric neurosurgery. She received her medical education from New York College of Osteopathic Medicine and her neurosurgery residency at North Shore/LIJ Hofstra Medical School. She completed her fellowship in pediatric neurosurgery at Lucille Packard Children's Hospital.

<https://www.mercy.net/doctor/tina-carita-loven-do>

Cormac Maher, MD



Ann Arbor, Michigan

Dr. Maher is a neurosurgeon specializing in the surgical treatment of children as well as adults with congenital anomalies such as Chiari Malformation and tethered spinal cord. Dr. Maher's major areas of clinical interest include the surgical treatment of Chiari Malformation, arteriovenous malformations, Moyamoya disease, cavernous malformations, pediatric brain tumors, spinal dysraphism, tethered cord and hydrocephalus. Dr. Maher is an active clinician-investigator and has made over 150 presentations of his work at national medical meetings. He has published a large number of scientific articles as well as book chapters on a wide variety of neurosurgical topics. His work has appeared in many medical journals including the Journal of Neurosurgery, Stroke, Neurosurgery, and Neurology. He currently serves on the editorial board of the Journal of Neurosurgery: Pediatrics.

<http://www.mottchildren.org/profile/1390/cormac-oliver-maher-md>

Anne Maitland, MD



New York, New York

Dr. Maitland was named one of New York Times 2011 Super Doctors and one of America's Top 21 Women's Doctors by Lifescript.com in 2009. She is a Fellow of the American College of Allergy, Asthma and Immunology and a member of the American Academy of Allergy, Asthma and Immunology. She is also involved with research to continually improve the treatments of allergies, asthma and recurrent infections. Her clinical focus includes the diagnosis and treatment of allergic skin disorders, allergic rhinitis (hayfever), drug allergies, food allergies/sensitivities, asthma and recurrent infections. She is Assistant Clinical Professor of Medicine, Clinical Immunology at the Mount Sinai Hospital.

<http://www.drannemaitland.net/>

Dominic Marino, DVM, Dip. ACVS, Dip. ACCT, CCRP



Long Island, New York

Dr. Marino is the Chief of Staff of Long Island Veterinary Specialists, the Director of the Canine Chiari Institute, and a founding board member of the New York Veterinary Foundation. He is board certified by the American College of Veterinary Surgeons and the American College of Clinical Thermology and is the former head of Orthopedic Neurosurgery service at the Animal Medical Center in New York City. Dr. Marino has published many scientific articles, and authored chapters in both human and veterinary medical textbooks. He lectures extensively on many surgical topics including soft tissue, orthopedic and neurosurgery at both human and veterinary surgical conferences nationally and internationally. Dr. Marino has collaborative research projects with several institutions on LI.

www.livs.org/livs-team/medical-team/dominic-j-marino-dvm-dacvs-dacct-ccrp/

Bryn Martin, PhD



Moscow, Idaho

Bryn Martin is an assistant professor of Biological Engineering and leads research within the Neurophysiological Imaging and Modeling Lab. He conducts clinical translational research that aims to improve health and well-being for the millions affected by central nervous system (CNS) disorders. His research develops and applies advanced MR imaging and computational modeling techniques to investigate the pathophysiology of CNS disorders and therapeutics from a hydrodynamic and biomechanical perspective and develop related medical technologies. He completed post-doctoral training at the Swiss Federal Institute of Technology and earned a doctorate in Mechanical Engineering at the University of Illinois at Chicago. He is an active medtech inventor and consultant and serves on a number of international research committees in the field of CSF dynamics and CNS diseases.

<https://www.uidaho.edu/engr/departments/be/our-people/faculty/bryn-martin>

Arnold Menezes, MD



Iowa City, Iowa

Dr. Menezes is Professor and Vice Chairman of the Department of Neurosurgery at the University of Iowa College of Medicine. His main areas of interest have been pediatric and spinal neurosurgery as well as the posterior skull base.

He has been active in furthering these sections of the American Association of Neurological Surgeons as well as the Congress of Neurological Surgeons, and is a founding member of the North American Skull Base Society.

He has authored over 175 peer-reviewed publications, 102 book chapters and serves on seven editorial boards. He has made over 850 scientific presentations, including 56 visiting professorships throughout the United States and abroad. He was instrumental in setting up spinal neurosurgery programs and fostering specialty education in Asia, Africa, Europe and South America.

<https://uihc.org/arnold-h-menezes>

John Mitakides, MD



Dayton, Ohio

Dr. Mitakides is a leading expert in the treatment of craniofacial pain and TMJ disorder in the Ehlers-Danlos Syndrome (EDS) patient. He is a Diplomat of the American Academy of Craniofacial Pain, and serves on the Professional

Advisory Network of the Ehlers-Danlos National Foundation. He is a frequent lecturer at national and international conferences, presenting TMJ and Craniofacial Pain diagnosis and treatment techniques he has developed. He also presents lectures for higher and continuing education courses, and has served as an expert witness for legal cases related to trauma and accidents resulting in TMJ and craniofacial pain.

<http://mitakides.com/about-us/about-doctor-mitakides/>

Alon Mogilner, MD



Great Neck, New York

Dr. Alon Mogilner is a neurosurgeon in New York, New York and is affiliated with NYU Langone Medical Center. He received his medical degree from NYU School of Medicine and has been in practice for more than 20 years. He is one of 25 doctors at NYU Langone Medical Center who specialize in Neurological Surgery. He has a focused interest in functional neurosurgery and the use of stimulator and pump devices in the treatment of neuropathic pain. He also speaks multiple languages, including Hebrew.

<http://nyulangone.org/doctors/1093795262/alon-mogilner>

Kevin Muldowney, MsPT



Cranston, Rhode Island

Kevin Muldowney has been treating people with Ehlers-Danlos Syndrome since 2005. As a physical therapist, he has developed an exercise protocol to help stabilize the many joint subluxations/dislocations associated with this genetic disorder. He is one of Cranston's most reputed Physical Therapy specialists. Dr. Muldowney has an outstanding 16 year experience in PT. He has been awarded more than 6 times for exceptional work in the Physical Therapy field.

<http://www.muldowneypt.com/ehlers-danlos-syndrome-information/>

Misao Nishikawa, MD, PhD



Moriguchi-Ikuno Memorial Hospital

Dr. Nishikawa is the President of Moriguchi-Ikuno Memorial Hospital in Osaka, Japan, Clinical Professor of Neurosurgery, Osaka City University Graduate School of Medicine, and the board member of Neuro-Spinal Society of Japan. Dr.

Nishikawa had studied Chiari malformation and its related disorders from 2006 to 2010 with Dr. Thomas Milhorat, Dr. Paolo Bolognese and Dr. Roger Kula, and created new diagnostic assessments in concurrence with the unique pathophysiology of these disorders. Dr. Nishikawa has authored many chapters and articles about Chiari malformation, syringomyelia and cranio-vertebral junction diseases. Dr. Nishikawa was selected as one of the Best Doctors in Japan 2016-2017, and is one of the top neurosurgeons who treat Chiari malformation and syringomyelia in Japan.

Fabrice Parker, MD



Paris, France

Prof. Fabrice Parker is the Chief Neurosurgeon in Groupe Hospitalier, Paris; Sud University, Paris, France, and the Head of the Center of Rare Diseases for Chiari and Syringomyelia in France. He is involved in craniocervical

junction malformations and complex spinal cord pathology: 80 new surgical cases in this field a year for 25 years. He is involved in clinical research on neuropathic pain, familial pathology, pregnancy and Chiari, and the avoidance of surgical complications.

<http://hopitaux-paris-sud.aphp.fr/>

Harold Rekate, MD



Great Neck, New York

Dr Rekate is the director of the Chiari Institute and professor of Neurosurgery at Hofstra Northwell School of medicine. A committed academic he is the author of over 200 articles and 60 book chapters. He has been the Chairman of the Joint Section on Pediatric Neurosurgery of the AANS and CNS, President of both the International and American Societies of Neurosurgery. He has recently served as an advisor to NASA in the Visual Impairment and Intracranial Pressure program (VIIP) to develop strategies to protect long-flight astronauts from vision impairment due to high intracranial pressure. He trained in neurosurgery at Case Western Reserve University in Cleveland. In 1985 he became the first pediatric neurosurgeon in Arizona and Professor of Neurosurgery at the University of Arizona. In 2011 he moved to Long Island to focus on the management of patients with Chiari malformations and related conditions.

<https://www.northwell.edu//find-care/find-a-doctor/neurological-surgery/dr-harold-louis-rekate-md-11354859>

Andrew Ringer, MD



Cincinnati, Ohio

Dr. Ringer's areas of expertise include endovascular coiling and surgical clipping of aneurysms; embolization of tumors and vascular malformations; angioplasty and stenting for intracranial artery stenosis and stroke; arteriovenous malformation embolization and surgery; carotid stenting and endarterectomy; kyphoplasty for spinal fractures; Chiari malformations. He is Board certified in neurological surgery and attended Medical School at the University of Illinois College of Medicine, Internship: General Surgery, University of Cincinnati College of Medicine, and Residency: Neurosurgery, University of Cincinnati College of Medicine, and Fellowship: Endovascular Surgery, University of Buffalo, Buffalo, New York, 1999-2001.

https://www.mayfieldclinic.com/MC_bios/bio_Ringer.php

Brandon Rocque, MD



Birmingham, Alabama

Dr. Rocque is a pediatric neurosurgeon at the University of Alabama at Birmingham and Children's of Alabama. He is a graduate of the University of Georgia and the Washington University School of Medicine in St. Louis. Dr. Rocque completed residency training and a fellowship in complex and reconstructive spine surgery at the University of Wisconsin in Madison. He then went on to complete his training with a fellowship in pediatric neurosurgery at Children's of Alabama. Dr. Rocque has published over 60 peer-reviewed scientific articles and book chapters. He is a diplomate of the American Board of Neurological Surgery and a member of the Scientific Education and Advisory Board of the Chiari and Syringomyelia Foundation, where he served on the steering committee in the effort to define NIH Common Data Elements for Chiari I malformation.

<https://www.uab.edu/medicine/neurosurgery/faculty/brandon-rocque-m-d>

Peter C Rowe, MD



Baltimore, Maryland

Dr. Rowe is the Director of the Children's Center Chronic Fatigue clinic and he is a Professor of Pediatrics. His clinical interests and research are focused on medical conditions characterized by chronic fatigue. His work first described an association between treatable circulatory disorders and chronic fatigue syndrome (CFS), and also brought to light the association of connective tissue laxity and Ehlers-Danlos syndrome as risk factors for both orthostatic intolerance and CFS. He has directed the Chronic Fatigue Clinic at the Johns Hopkins Children's Center since 1996, where he is the inaugural recipient of the Sunshine Natural Wellbeing Foundation Chair in Chronic Fatigue and Related Disorders.

<http://www.hopkinsmedicine.org/profiles/results/directory/profile/0002651/peter-rowe>

Francesco Sala, MD



Verona, Italy

Dr Sala is Associate Professor of Neurosurgery at the University of Verona, in Italy, where he graduated in 1992. His main fields of interest are Pediatric Neurosurgery and Intraoperative Neurophysiology. In 1994-1995 he worked as Research Fellow on a spinal cord injury model at the New York University Neurosurgery Labs directed by Dr. Wise Young. In 1998-1999 Dr. Sala returned to New York for a Clinical Fellowship in Intraoperative Neurophysiology with Dr. Vedran Deletis at the Institute for Neurology and Neurosurgery. Upon his return to Italy, he established the Intraoperative Neurophysiology Unit at the Department of Neurosurgery in Verona where, in the past twelve years, more than 1400 elective neurosurgical procedures have been performed under neurophysiological guidance, with a focus on brain tumors in eloquent areas, brainstem and intramedullary spinal cord tumors, as well as spinal dysraphisms in children and adults.

http://www.neurophysiology.org/board_members

Mirko Scagnet, MD



Florence, Italy

After graduating in medicine and residency in Neurosurgery at the University of Brescia, Dr. Mirko continued training as a neurosurgeon at the Children's Hospital of Philadelphia (USA), the University of Pittsburgh Medical Center (USA), and Neurological Sciences Institute of Bologna. Since 2009 he has been part of the OU Meyer Neurosurgery facility.

<http://www.meyer.it/index.php/cura-e-assistenza/trova-professionista/192-mirko-scagnet>

Wouter Schievink, MD



Los Angeles, California

The research of Dr Schievink, focuses on outcomes of complex cerebrovascular surgery, syndromes of spontaneous intracranial hypotension/spinal CSF leaks, as well as extracellular matrix proteins in intracranial aneurysms and cervicocephalic arterial dissections and models of intracranial aneurysms.

<http://bio.csmc.edu/view/3876/Wouter-I-Schievink.aspx>

Aintzane Urbizu Serrano, PhD



Durham, North Carolina

Dr. Serrano obtained her Doctorate degree in Biology and Food technology - Study area: the genetic basis underlying Chiari malformation type I from the University of Barcelona. She is currently a Postdoctoral Associate whose research in the Duke genetic laboratory focuses on developing the project: Identification of novel MRI parameters and genetic factors for the diagnosis of classical Chiari malformation type I. Dr. Serrano has worked in several places, which has provided her with a multidisciplinary background including microbiology (molecular taxonomy and bioremediation), human genetics and MR imaging analysis.

<https://chdm.duke.edu/people/aintzane-urbizu-serrano-phd>

Chevis Shannon



Memphis, Tennessee

Ms. Shannon is a Research Associate Professor in the Department of Neurological Surgery at Vanderbilt University and the Director of the Surgical Outcomes Center for Kids (SOCKs) at the Monroe Carell Jr Children's Hospital at Vanderbilt. She serves as an investigator in the Hydrocephalus Clinical Research Network (HCRN) and a site investigator and co-chair of the quality of life working group in the Park Reeves Syringomyelia Research Consortium (PRSRC). She also serves as the Administrative PI, and Co-PI, with Dr. David Limbrick, of the PFD vs. PFDD randomized control trial recently funded by PCORI. With 17 years of clinical research experience, Ms. Shannon has focused the majority of her career on evaluating patient-centered outcomes including the development and validation of the Chiari Health Index for Pediatrics (CHIP), the first disease-specific patient-centered outcome for CM+SM in children.

<https://ww2.mc.vanderbilt.edu/neurosurgery/41552>

Abe Shulman, MD



Brooklyn, New York

Dr. Shulman, Prof. Emeritus Clinical Otolaryngology, SUNY is a graduate of the Kings County Hospital Center, Division of Otolaryngology – Residency Training Program. Following graduation, he completed a Fellowship with Julius Lempert at the Lempert Foundation and served as Lieutenant Commander in the USNR as Chief of Otolaryngology at the Portsmouth Naval Hospital. Dr. Shulman's clinical interests are hearing loss, tinnitus, and vertigo. He edited *Tinnitus Diagnosis and Treatment* in 1991, has a new edition in preparation, and has published over 250 articles and book chapters. In 2010 SUNY/ Downstate Medical Center included him in a celebration of achievement of 150 years of medical education in Brooklyn.

<http://www.upbrooklynent.com/abraham-shulman.html>

Konstantin Slavin, MD



Chicago, Illinois

Dr Slavin's clinical interests are diverse applications of surgical neuromodulation and functional neurosurgery. This includes treatment of pain, movement disorders, epilepsy, and psychiatric diseases with a particular interest in the treatment of facial pain, Chiari malformation, and spinal problems. He has received many clinical and professional awards, including "Most Compassionate Doctor," and the prestigious "Top Surgeons" and "Best Doctors" lists in the USA. Dr. Slavin is a professor of neurosurgery and head of the Stereotactic and Functional Neurosurgery section at UIC. He has authored and co-authored more than a hundred chapters and peer-reviewed articles, edited three books on Peripheral Nerve Stimulation, and presented at countless educational events and professional conferences.

<http://hospital.uillinois.edu/find-a-doctor/konstantin-slavin>

Mark Souweidane, MD



New York, New York

Dr Souweidane has dedicated his career to the surgical treatment of children with brain and spinal disorders. His talents as a surgeon are paralleled by a caring attitude and time commitment to patients and their families. Weill Cornell Medicine's recognition as a leader in Pediatric Neurosurgery is a direct result of his recruitment in 1995 and his ongoing devotion to contemporary surgical techniques and investigative endeavors. Specialized surgical skills have gained him an international reputation for specific procedures, including surgery for Chiari malformation. In addition to the development of a world-class Pediatric Neurosurgery service, he has championed minimal access neurosurgery. His publications, clinical case volume, and practical courses continue to draw patients and practitioners that benefit from his endoscopic talents. His commitment to the education of future pediatric neurosurgeons is reflected in his participation on the Committee of Admissions for the Medical College, his lectures to medical school students, his role as resident advisor, and resident mentoring at one of the country's premier training programs.

<http://weillcornellbrainandspine.org/faculty/mark-m-souweidane-md>

Marcus Stoodley, MD



Sydney, Australia

Marcus Stoodley is head of neurosurgery at Macquarie University. After completing neurosurgery training in Australia, he undertook further subspecialty training in vascular neurosurgery at Stanford University and the University of Chicago. In addition to his neurovascular expertise, he is recognized internationally for clinical management of Chiari malformation, syringomyelia, and spinal cord tumors. His research interests include syringomyelia and CSF physiology, and the development of new treatments for brain AVMs. He has produced more than 100 publications and has supervised over 15 research students.

<http://muh.org.au/medical-minds/meet-our-specialists/prof-marcus-stoodley>

Charles Tator, MD, PhD



Toronto, Canada

Born in Toronto, he studied medicine at the University of Toronto. He interned at the Toronto General Hospital and returned to graduate studies in the neuropathology division at the University of Toronto, completing an MA and PhD and continuing his training in neurosurgery. In 1969, he became a fellow in the Royal College of Physicians and Surgeons of Canada in Neurosurgery. In the same year, he became an assistant professor at the university and he became a Professor in 1980. He was head of the neurosurgery division at Sunnybrook Health Sciences Centre and served as director of the Toronto Hospital Neurosciences Centre from 1983 to 1988. From 1990 to 1999, he was associate director of the Playfair Neuroscience Unit at the Toronto Hospital and he was chairman of the neurosurgery division at the University of Toronto from 1989 to 1999.

<http://neurosurgery.utoronto.ca/faculty/list/tator.htm>

Sudhakar Vadivelu, DO



Cincinnati, Ohio

Dr Vadivelu joined the Division of Pediatric Neurosurgery at Cincinnati Children's Hospital Medical Center after completing his fellowship in pediatric neurosurgery at Texas Children's Hospital and neurosurgical residency at Hofstra North Shore - LIJ. While at Hofstra, he acquired additional training in open cerebrovascular surgery and endovascular surgery for specialized training in the care of vascular disorders of the brain and spine. Dr. Vadivelu's interest, specialized training and research background in the role of inflammation in neurogenesis and stem cells, make him uniquely qualified to lead Cincinnati Children's division in its collaborative efforts with the division of interventional neuroradiology for the treatment of children with vascular disorders of the brain and spine.

<https://www.cincinnatichildrens.org/bio/v/sudhakar-vadivelu>

Laura Valentini, MD



Milan, Italy

Dr Laura Grazia Valentini is a Neurosurgeon in charge since 1990 in the Neurosurgical Department of the National Neurological Institute of Milan, which is an important center for elective Neurosurgery in Italy performing more than 2000 elective neurosurgical procedures per year. The institute is also a Research Center for neurological diseases for adults and children. Her field of expertise is Pediatric neurosurgery; she performed as first operator several hundreds of cranioplastics for craniosynostosis, detethering for occult dysraphism, endoscopic and shunt procedures and tumor removals. She has operated on more than 350 Chiari and syringomyelia patients, more than a half of those being children. She is a member of the European and International Society for Pediatric Neurosurgery and in 2009 organized an International Consensus Conference on Chiari malformation in Milan. She is author of many peer reviewed articles and is Editor of a monography on Chiari malformation published by Neurological Sciences in 2011.

Monica Wehby, MD



Portland, Oregon

Monica Wehby, MD, is a pediatric neurosurgeon with Legacy Medical Group-Neurosurgery. She is board-certified by the American Association of Neurological Surgeons and the American Board of Pediatric Neurosurgeons. Dr. Wehby earned her medical degree from Baylor College of Medicine, completed her neurosurgery residency at UCLA Medical Center and was awarded a neurosurgery fellowship at Primary Children's Medical Center. Dr. Wehby won the Congressional Medal of Distinction for improving children's health and previously served as medical director of pediatric neurosurgery at The Children's Hospital at Legacy Emanuel.

<http://www.legacyhealth.org/providers/monica-wehby.aspx>

Jeffrey Wisoff, MD



New York, New York

Director of the Division of Pediatric Neurosurgery at the New York University Langone Medical Center and Professor of Neurosurgery and Pediatrics at the New York University School of Medicine, Dr Wisoff graduated summa cum laude and Phi Beta Kappa from Union College and received his medical degree, with honors, from George Washington University School of Medicine. Among his many honors, he has been an invited speaker and visiting professor at Stanford University, Harvard's Brigham and Children's Hospital, Mt Sinai, Weill Cornell Medical Center, University of Georgia, University of Medicine and Dentistry New Jersey, and numerous international sites, including Great Britain, Germany, Czech Republic, Israel, Chile, Brazil, Columbia, Argentina, and Japan.

<http://nyulangone.org/doctors/1063407047/jeffrey-h-wisoff>

Shokei Yamada, MD



Loma Linda, California

Dr Yamada is Emeritus Professor after retiring as Professor and Chair, Department of Neurosurgery at Loma Linda University. He continues in the education of residents and conducting GBM research. He graduated from Jikei USM with training in general surgery and physiology in 1949. He began his neurosurgery training at the University of Toronto under Prof E. Harry Botterell. He continued training at the University of Chicago under Professors Joseph P. Evans and Sean E Mullan, and completed his residency at the University of Oregon under Professor George M. Austin in 1962. After serving as an instructor in neurosurgery at Jikei for one year, he returned to the University of Oregon Medical School. His research includes CSF dynamics for hydrocephalus in upright position, control of muscle spasms by improved Bischof's myelotomy, tethered cord syndrome (TCS), AVMs in functional motor-sensory areas, and restorative surgery of cervical root avulsion. His PhD thesis studied muscle contraction and elongation mechanisms related to ATP utilization. These made later research as the background of spinal cord stretching studies from 1970s, which combined with redox of cytochrome a,a3, and developed the theory of TCS as a clinically proved disorder.

A Special Thank You to our 2017 Corporate Supporters!

Neurological Surgery, P.C.

K2M

Medtronic Inc.

Medtronic Restorative Therapies Group

North American Partners in Anesthesia



World-Class Brain and Spine Surgery with a Human Touch

For over 50 years & 350,000 patients NSPC has been a trusted global medical leader

[CONTACT US](#)



Why Choose NSPC for Brain and Spine Care?

What sets Neurological Surgery, P.C. apart from other neurological surgery groups? Our ground-breaking treatments keep us at the forefront of brain and spine care, making us the premier choice of referring doctors in the New York tri-state area.

We are proud to have a team of more than 20 specialist physicians and supporting medical professionals on staff.

Primary care physicians and other specialists refer their patients to us again and again, because they know our expert multidisciplinary teams provide personalized treatment plans, ensuring the best possible outcomes for every patient.



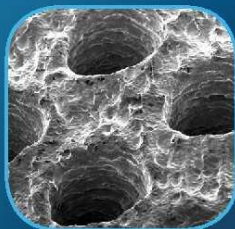
NSPC Advantages

- 50+ years of experience as leaders in innovative brain and spine treatment
- Hear from some of our 350,000+ patients [here](#)
- Internationally recognized doctors
- Board-certified surgeons
- Expert physicians from every neurosurgery speciality

Neurological Surgery, P.C.
proudly supports the mission of
American Syringomyelia & Chiari Alliance Project, Inc.
and
South Nassau Communities Hospital
for a successful and ground breaking
ASAP Chiari & Syringomyelia Conference
XXIX



K2M
COMPLEX SPINE
INNOVATIONS™



SO YOU THINK PEEK IS THE SOLUTION FOR ENHANCED BONE CELL ACTIVITY?

THINK AGAIN

Through preclinical testing, PEEK has been shown to elicit an immune response that could limit bone cell activity.¹ K2M's Lamellar 3D Titanium Technology™, used in the CASCADIA™ Interbody Systems, has been designed to incorporate a 3–5 micron surface roughness which is consistent with preclinical data showing enhanced bone cell activity.²



Learn more at spineK2M.com/ASAP2017

www.K2M.com • 1.866.526.4171

¹Olivares-Navarrete, R., Hzyy, S.L., Slosar, P.J., Schneider, J.M., Schwartz, Z., and Barbara D. Boyan. "Implant Materials Generate Different Peri-implant Inflammatory Factors." *Spine (Phila Pa 1976)* 40. 6: 399-404. ²Preclinical testing may not represent clinical results.



North American
Partners in Anesthesia
One Exceptional Experience
at a Time...Every Day.®



North American Partners in Anesthesia

IS PROUD TO SUPPORT

The American Syringomyelia & Chiari Alliance Project Annual Conference XXIX



NAPAnesthesia.com

Medtronic

Further, Together

**Medtronic's Restorative
Therapies Group is proud to
support the ASAP Chiari &
Syringomyelia Conference
XXIX**



**NOT JUST HEALTHCARE.
HEALTHCARE TRANSFORMED.**

From collaboration to case studies, Medtronic is changing how the world delivers patient care.

Medtronic, Inc. has made an educational grant to support the ASAP Chiari and Syringomyelia Conference XXIX – Redefining Chiari, Understanding Syringomyelia



**ON BEHALF OF OUR STAFF AND THE
PATIENTS WE SERVE
WE WISH TO
EXPRESSES OUR APPRECIATION
TO THE SPONSORS AND SUPPORTERS OF
ASAP CHIARI & SYRINGOMYELIA
CONFERENCE XXIX**



Who we are

The American Syringomyelia & Chiari Alliance Project, Inc. (ASAP) is a non-profit, 501(c)(3), member supported organization, chartered in May 1988. Don and Barbara White started ASAP as a grassroots organization in their spare bedroom due to the frustration that they encountered when Barbara was first diagnosed. Since then ASAP has become a nation-wide CM/SM resource serving thousands and sending tens of thousands of information packages to people throughout the world.

ASAP's mission: to improve the lives of persons affected by syringomyelia, Chiari malformation and related disorders while we find the cure

Contact Us

Phone: 903-236-7079

Email: info@ASAP.org

Web: ASAP.org



ASAP, Inc
PO Box 1586
Longview TX 75605